







Frozen Unbaked

928 Sweet Duchess Yeast Rolls

INFORMATION

					
250 pcs	1.9 oz.	10x5	8-12 hr	325	7-8



HANDLING

1. Pan as illustrated on baking paper lined pans. Place on a rack and cover with rack cover in the cooler overnight (not to exceed 12 hours).
2. Pull from the cooler, let it rest for 20 minutes. Place in proof box at 110 degrees F and 90% humidity. Proof to 1-1/2 times their frozen size.
3. Remove from the proof box, let stand for 5 minutes.
4. Place in the oven at 325 degrees F with desired amount of steam. Bake approximately 7-8 minutes or to desired color. (If steam is not available, water wash before placing it in the oven.)
5. Remove from the oven. Cool completely before packaging.

